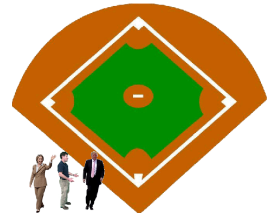



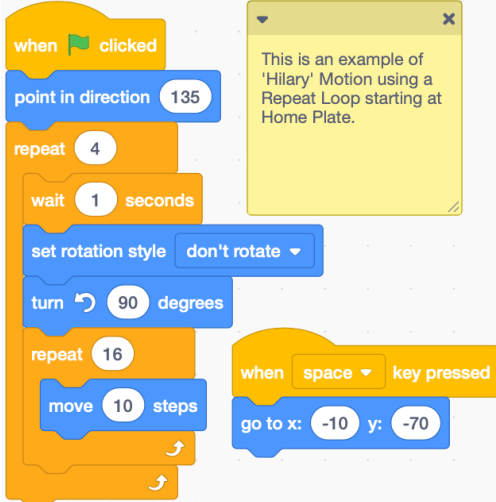
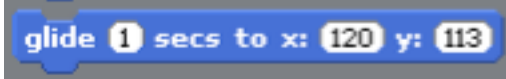


“Base Running”

Learning How To Change Directions. (55 pts.)



The 3 Motion Scripts you used in the “Great Race” had the participants run in a straight line. Now you will have to create a program that will have the participants run around a baseball diamond, forcing them to change direction. Each figure in the race must use the scripts designated for them below.

	<p style="text-align: center;">The Motion Script you will use for Donald Trump’s Motion.</p> <div style="text-align: center;">  </div>
	<p style="text-align: center;">The Motion Script you will use for Hilary Clinton’s Motion.</p> <p>First, write a program that will get Hilary from her original position to Home Plate. You may use either “Go To x/y” or “Glide To x/y” instead of a “Repeat” loop.</p> <p>Once Hilary is standing on home plate, use the code to the right to have her run around the bases. You will be relying on a “Repeat” loop. Also, notice the “Set rotation style” command. This command keeps the Sprite from rotating upside down as it moves around the bases.</p> <p>Note: you will have to make slight changes to your program in order to have your Hilary run successfully around the bases.</p> <div style="text-align: right;">  </div>
<p>Use Your Image Here!</p>	<p style="text-align: center;">The Motion Script you will use for Your Motion.</p> <div style="text-align: center;">  </div>

View the “Base Running” model on the class website. You are going to recreate this race exactly as it appears in the model. All the images are available to you on the class site.

!Note: You are allowed to use the script “go to x/y” for Hillary’s Sprite in order to get her from the Starting Point ‘to’ and ‘from’ Home Plate.

Time Saving Hints: As you write and test the code on one Sprite, disconnect the “Green Flag” Block Command from the other two. Two make a quick edit...stop the program by selecting the Red Stop Sign, click on the Space Bar to reset the program, make your changes, then select MM/File/Save Now.

Gradesheet	
1. Three images, Hillary, Trump, yourself and the baseball diamond are visible in the program.	5 pts.
2. When the Green Flag is clicked, Trumps image disappears and then reappears, first on home plate, then on 1 st base, then 2 nd base, 3 rd base, home and then moves off to his original starting point. He must wait 1 second at each base.	15 pts.
3. Your image proceeds moments after Trumps image finishes. Your image “Glides” across the ground from home to first, second, third, home and once again stands off to the side at your original starting point. You must wait 1 second at each base.	15 pts.
4. Hilary Clinton’s image begins just moments after your image finishes. She runs around each of the bases and after crossing home, she takes her original position. !Note: You are allowed to use the script “go to x/y” for Hillary’s Sprite in order to get her from the Starting Point ‘to’ and ‘from’ Home Plate. She must wait 1 second at each base.	15 pts.
5. When the game ends, the user shall reset the game by clicking on the Space Bar. All 3 Sprites will return to their Starting Position.	
6. You must provide “Instructions” on the “Project Page” stating, 1. The purpose of the game, 2. Mentioning that the Green Flag must begin the game, & 3. The Space Bar resets the game.	5 pts.