








Elements of Literature: Whole Book Analysis

“Maroo of The Winter Caves” Grade Sheet – 220 pts.









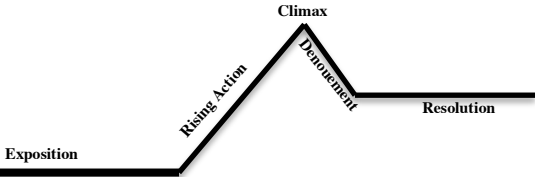
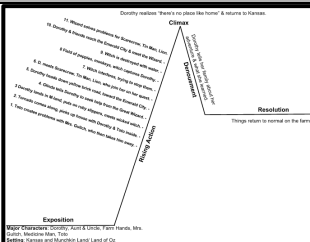
Purpose: By analyzing *Maroo*, students will appreciate the craft and understand the elements of writing a long story.

Procedures: First, the students will be introduced to the Elements of Literature. Then the students will read and analyze *Maroo Of The Winter Caves*. They will note where they see the Elements of Literature taking place in the book. Finally, the students will build a website with a page devoted to each element. They will define the element, state how it is being used in the book and add a visual for greater understanding of how the element is being used in the story.

1. Home Page (7pts.)	2. Setting Page (10pts.)	3. List of Characters Page & Protagonist Page (7 pts.)
		
<ul style="list-style-type: none"> Page Title: “Home Page” {1pt} Insert Photos (related to <i>Maroo</i>-at least 1 minimum. Text Wrap the image.) {2pts} Explain the purpose for your website. {2pts} Present each of the Writing Elements in a table. {2pts} 	<ul style="list-style-type: none"> Page Title: “Setting” Page {1pt} Insert Photos (related to <i>Maroo</i> “Setting”-at least 1 minimum. Text Wrap the image). {2pts} Define “Setting.” {2pts} Describe the “Setting” in <i>Maroo</i>. {5pts} 	<ul style="list-style-type: none"> Page Title: “List of Characters & Protagonist” Page {1pt} Insert Photos (related to <i>Maroo</i> “Protagonist”-at least 1 minimum. Text Wrap the image.) {2pts} Define “Protagonist.” {2pts} List the characters in <i>Maroo</i> & which character is the Protagonist. {2pts}

4. Point of View Page (30 pts.)	5a. Character Development: Maroo (20 pts.)	5b. Character Development: Old Mother (20 pts.)	6. Antagonist Page (10 pts.)
			
<ul style="list-style-type: none"> Page Title: “Point of View Page” {1pt} Insert Photos (related to <i>Maroo</i> “Point of View”-at least 1 minimum. Text Wrap the image). {2pts} Define “Point of View.” {2pts} Identify the “Point of View” in <i>Maroo</i>. {5pts} Provide at least 8 examples of Point of View. Must have direct quotes & page numbers. {15pts} Highlight words & phrases that demonstrate the Point of View in <i>Maroo</i>. {5pts} 	<ul style="list-style-type: none"> Page Title: “Char. Dev. Maroo” {1pt} Insert Photos (related to <i>Maroo</i> “Char. Dev.”-at least 1 minimum. Text Wrap the image). {2pts} One page for <i>Maroo</i> (dynamic character) {2pts} Explain “dynamic” and “static” in discussions. 3+ examples of actions that demonstrate this character type. {15pts} 	<ul style="list-style-type: none"> Page Title: “Char. Dev. Old Mother” {1pt} Insert Photos (related to Old Mother “Char. Dev.”-at least 1 minimum. Text Wrap the image). {2pts} One page for Old Mother (static character) {2pts} Explain “dynamic” and “static” in discussions. 3+ examples of actions that demonstrate this character type. {15pts} 	<ul style="list-style-type: none"> Page Title: “Antagonist Page” {1pt} Insert Photos (related to <i>Maroo</i> “Antagonist”-at least 1 minimum. Text Wrap the image). {2pts} Define “Antagonist.” {2pts} List 5 or more “Antagonists” in <i>Maroo</i>. {5pts}

Subtract 2 points for each grammatical error & Subtract 2 points for each typographical error.

7. Foreshadowing Page (10 pts.)	8. Imagery Page (10 pts.)	9. Conflicts (13 pts.)	10. Theme (15pts.)
			
<ul style="list-style-type: none"> Page Title: “Foreshadowing Page” {1pt} Insert Photos (related to Maroo “Foreshadowing”)-at least 1 minimum. Text Wrap the image). {2pts} Define “Foreshadowing.” {2pts} Explain “Foreshadowing” in Maroo by giving 2 separate examples with quotes with page numbers. {5pts} 	<ul style="list-style-type: none"> Page Title: “Imagery Page” {1pt} Insert Photos (related to Maroo “Imagery”-at least 1 minimum. Text Wrap the image). {2pts} Define “Imagery.” {2pts} Explain “Imagery” in Maroo by providing 8+ quotes and page numbers. {5pts} 	<ul style="list-style-type: none"> Page Title: “Conflicts Page” {1pt} Insert Photos (related to Maroo “Conflicts”)-at least 1 minimum. Text Wrap the image). {2pts} Define each type of “Conflict.” {2pts} Explain “Conflicts” in Maroo by providing one example of each type. Give a description/quote with page number. {2pts each =Total: 8pts} 	<ul style="list-style-type: none"> Page Title: “Theme Page” {1pt} Insert Photos (related to Maroo “Theme”)-at least 1 minimum. Text Wrap the image). {2pts} Define “Theme.” {2pts} Explain the 3 “Themes” in each of 3 paragraph discussions. Explain how each theme came true for the protagonist in Maroo. {10pts}
11. Personification (15pts.)	12. Plot Summary (15 pts.)	13. Climax (10 pts.)	14. Denouement (10 pts.)
			
<ul style="list-style-type: none"> Page Title: “Personification Page” {1pt} Insert Photos (related to Maroo “Personification”)-at least 1 minimum. Text Wrap the image). {2pts} Define “Personification.” {2pts} Provide 8 or more examples of Personification, with quotes with page numbers. {10pts} 	<ul style="list-style-type: none"> Page Title: “Plot Summary Page” {1pt} Insert Photos (related to Maroo “Plot Summary”)-at least 1 minimum. Text Wrap the image). {2pts} Define “Plot Summary.” {2pts} Write a “Plot Summary” of Maroo in a one page re-telling of the story. Include all major events in correct order & all central characters. {10pts} 	<ul style="list-style-type: none"> Page Title: “Climax Page” {1pt} Insert Photos (related to Maroo “Climax”)-at least 1 minimum. Text Wrap the image). {2pts} Define “Climax.” {2pts} Explain how the protagonist solved the central problem in Maroo. {5pts} 	<ul style="list-style-type: none"> Page Title: “Denouement Page” {1pt} Insert Photos (related to Maroo “Denouement”)-at least 1 minimum. Text Wrap the image). {2pts} Define “Denouement.” {2pts} Explain “Denouement” in Maroo. {5pts}
Plot Mountain (example)		15. Plot Mountain (18 pts.)	Extra Credit
 		<ul style="list-style-type: none"> Create a Plot Mountain graphic using Google Drawing Tools. {5 pts.} Label Plot Mountain with the 5 Phases. {3pts} For each Phase, provide examples as to how it is seen in Maroo. {10 pts.} <p>Note: “Rising Action” will require multiple examples.</p>	<p>Create a video narration explaining one or more of the following Elements and how it pertains to Maroo.</p> <ul style="list-style-type: none"> Plot Mountain (+10 pts) Character Development (+10 pts) Conflicts (+10 pts) <p>Note: Prior to filming, students must have:</p> <ol style="list-style-type: none"> Ms Kurtz’s authorization. Must have submitted a storyboard to Ms. Kurtz. <p>Go to support site for storyboard & filming tutorials: “Elements of Literature_Maroo of the Winter Caves”</p>

Subtract 2 points for each grammatical error & Subtract 2 points for each typographical error.

