

Traveling The World

'Modern Media' Student Website Creation Guide



Explanation

You are going to be partnered with a Pen Pal somewhere in the world. Over the next few months, you will communicate every week with your Pen Pal (in class and at home) to learn about what life is like in their part of the world. As the course progresses, you will be taught a range of multimedia and modern communication skills that will allow you to build a website that will allow you to communicate what you learn about your PenPal.

Please view the Model Website presented below at:

<http://www.rlsbluedevils.org/RLSModernMedia/RLSModernMedia/Welcome.html>

You will be creating a website just like this. Although the topics will be the same, the information you present will be different since it is dependent upon what you learn from your PenPal.

Please view the Grade sheet. You will notice that each point you can acquire is dependent upon whether or not you followed the instructions presented in the guideline below.

Skills You Will Acquire

As the weeks progress, I will be teaching you a range of multimedia skills and modern communication skills, at the same time that you will be emailing your Pen Pal and acquiring the information that will eventually be used in your website. The skills that you will learn are:

Multimedia Skill	Modern Communication Skill	
Video Production	Video Conferencing	Skype
Dvd Creation	Blogs	Twitter
Garage Band (composition)	Wikis	Email
Digital Photography	Podcasts	
iTunes (music)		
Website Development (template)		

Steps to Follow:

Step #1: Contact Your Pen Pal

You will be given your personal access codes to ePals.com. You will be assigned a Pen Pal from around the world. You are always encouraged to ask your Pen Pal questions about the world in which they live. You will also be presented with some questions I would like you to ask. It is what you learn from your Pen Pal that will make up the content of the website you will be creating.

Order of teacher questions to PenPal:

Email #1 (week 1). Hello email.

Email #2 (week 2). Personal Questions

Email #3 (week 3). Cultural Questions

Email #4 (week 4). Economic Questions

Email #5 (week 5). Government Questions

Email #6 (week 6). National Issues

Email #7 (week 7). Religious Questions



Note: Even though epals.com is a secure site meant for schools to access, please **do not provide your last name in your emails to your PenPal**, only your first name. Your only interaction should be via email – anything beyond this, talk to your parents or teacher. Also, if you find that your PenPal is slow to respond, or doesn't respond to your requests for information, then please notify me so that I can provide you with another Pen Pal.

Step #2: Open iWeb – Build Pages

Templates - When you first open iWeb, it will ask you to select a template; templates are pre-defined web pages, all with a different look and feel. You have the opportunity to select any template you want. Although you have the opportunity to change templates after you have started building your website, I highly recommend you don't because you can lose information already placed on the pages. Note: you will notice that the 'Model Site' used the 'Fine Line' template.



Page	Style		Page	Style
Welcome	Already created.		Government	'Welcome'
Pen Pal Personal Info.	'About Me'		National	'Welcome'
Photos of Sites	'Photos'		Religious	'Welcome'
Culture	'Welcome'		The Author (You!)	'About Me'
Economy	'About Me'			

Page Creation – A 'Welcome' page was automatically created after you chose the template style. Now create a page for each of the following topics and match the corresponding page style: (pages are created by clicking on the 'new page' button on the bottom left hand corner of the iWeb window).

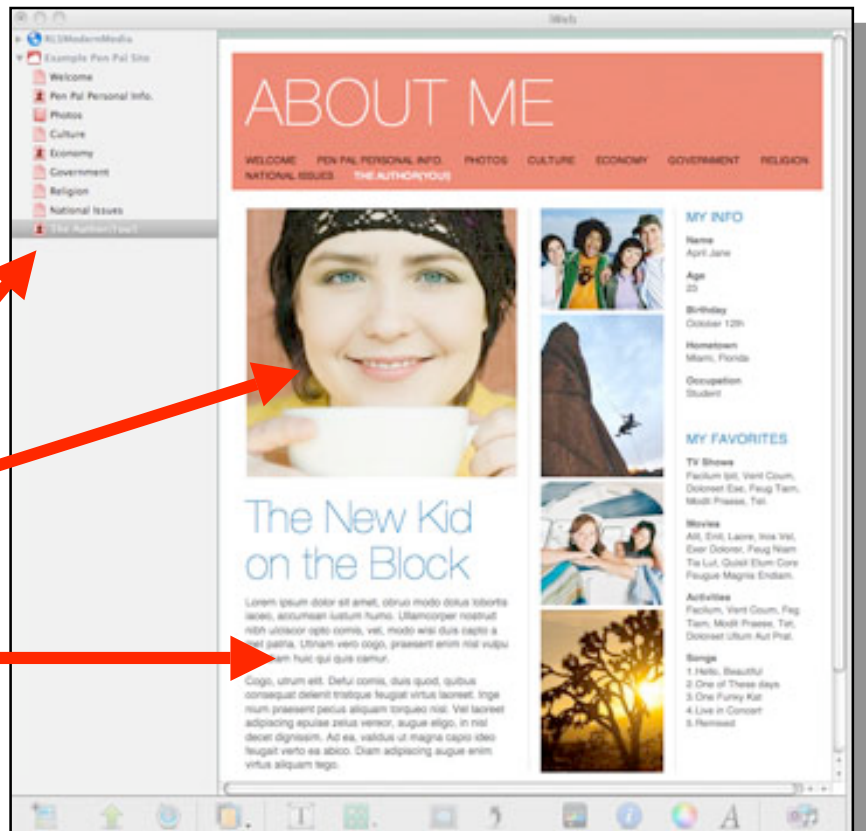
Pages

Pictures

Drag and Drop Your pictures onto the preexisting photos - yours will appear.

Text

Highlight and begin typing on the preexisting text and your text will immediately appear.



Step #3: Page Content

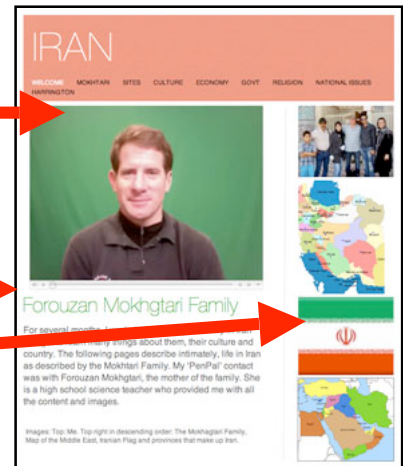
Now that you have built your pages, it is time to begin placing your content onto each page. Follow the guidelines presented for each page below.

Important: 1. Refer to the “Questions” page to see how many questions or content need to appear on each of your web pages. 2. Hopefully your epal will answer the questions you present to them. Some of you will have epals that will not answer your questions. If your epal does not answer some of your questions, after 1 week, you may acquire the answer in an encyclopedia or even Wikipedia.

Welcome Page - Content

Your ‘Welcome Page’ is meant to introduce the viewer to the information provided in your site. It must contain the following:

1. Title of the Country.
2. Podcast of you created in ‘Photo Booth’, giving a brief introduction to your Pen Pal and the purpose of the site.
3. An explanation of the project and state who your Pen Pal is.
4. Images of the nation your PenPal is from (maps, flags, picture of Pen Pal family).



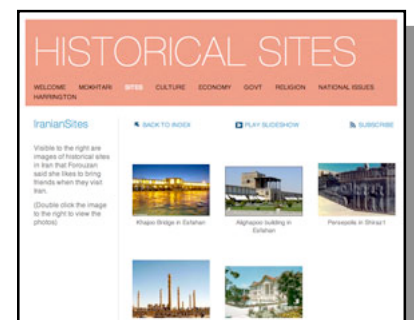
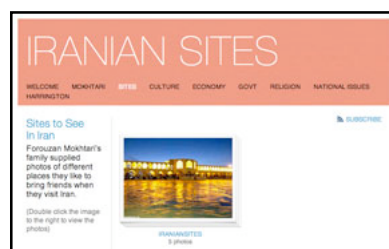
Pen Pal Personal Information – Content

- A. Your “Pen Pal Personal Information Page” is meant to help us learn about the personal side of your Pen Pal. Such as their likes and dislikes, family, friends, hobbies, etc.
- B. Many of the images that appear on your website can be acquired at ‘Google Images’ – BUT, not on this page! You will not be able to find your Pen Pal’s family photos on Google. Thus, it is imperative that you get them to email you pictures of their family. You can save it to iPhoto until you decide to insert the images into your website.
- C. You need to include a Pen Pal facts section: Name, Age, Birthday, Hometown, Occupation, TV Shows, Movies, Activities, Songs. You are welcome to switch family fact topics with ones you feel are more relevant to your Pen Pal.



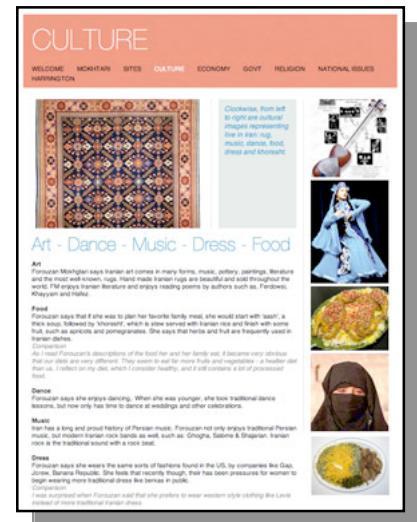
Sites – A Photo Gallery

Ask your Pen Pal, “What sites would you bring me to see if I were to visit your country?” Then go online to “Google Images” and find pictures of these sites and then save it to iPhoto until you are ready to insert the photos into your website.



Culture Page

- Your Culture Page should present information touching upon the following topics: Art, Dance, Music, Dress & Food of their country. You have been given questions written by me that I would like your Pen Pal to answer and then for you to present in your site. **I would also like you to ask your Pen Pal questions thought of by you.** Note: You do not have to present all the information provided by your Pen Pal to all the questions asked. You will just present summaries on your website, based off of your Pen Pal's responses to your questions – they don't have to be detailed.
- You must include a **"Comparison" section** for at least one of the topics. A comparison section is when you notice and point out a similarity or difference between the Pen Pal's culture and our culture here in the United States.
- Go online to "Google Images" and find pictures to match the cultural descriptions your Pen Pal made and then save it to iPhoto until you are ready to insert the photos into your website.



Economy Page

- You have been given questions written by me that I would like your Pen Pal to answer and then for you to present in your site. **I would also like you to ask your Pen Pal questions thought of by you.** Note: You do not have to present all the information provided by your Pen Pal to all the questions asked. You will just present summaries on your website, based off of your Pen Pal's responses to your questions – they don't have to be detailed.
- You must include a **"Comparison" section** for at least one of the topics. A comparison section is when you notice and point out a similarity or difference between the Pen Pal's economy and our economy, here in the United States.
- Go online to "Google Images" and find pictures to match the economic explanations your Pen Pal made and then save it to iPhoto until you are ready to insert the photos into your website.
- You must provide information for an "Economic Background" section. These are facts covering the following topics: main industry, unemployment rate, inflation, GDP Growth Rate, Population, Under Poverty Line, Labor Force, Debt External, Labor Force, Ag Products and industries. Visit the following website: <https://www.cia.gov/> Then select the following: Quicklinks "World Factbook", select your country on the map and look for the economic section. Type or copy the facts directly into your web page.



Government Page

- A. Your Government Page should present information touching upon your Pen Pal's government structure (eg. Parliament, dictatorship, presidency, etc.) You have been given questions written by me that I would like your Pen Pal to answer and then for you to present in your site. **I would also like you to ask your Pen Pal questions thought of by you.** Note: You do not have to present all the information provided by your Pen Pal to all the questions asked. You will just present summaries on your website, based off of your Pen Pal's responses to your questions – they don't have to be detailed.
- B. You must include a **"Comparison" section** for at least one of the topics. A comparison section is when you notice and point out a similarity or difference between the Pen Pal's government and our government here in the United States.
- C. Go online to "Google Images" and find pictures to match the government descriptions your Pen Pal made and then save it to iPhoto until you are ready to insert the photos into your website.

The screenshot shows a website titled "GOVERNMENT" with a navigation menu: WELCOME, MONTAHR, SITES, CULTURE, ECONOMY, GOVT, RELIGION, NATIONAL ISSUES, and HARRINGTON. The main content area features a large image of a man in a turban and a smaller image of a man with a beard. The article title is "Elections & Theocracy". The text discusses the Iranian government structure, mentioning the Supreme Leader and the Guardian Council. It compares Iran's system to the US, noting that Iran has a president who runs the government and a legislative branch, but also has a religious leader who sits in the highest seat of power. The article mentions that Iran has no opposition parties in the elections and that the government has forced millions of educated and skilled Iranians to leave the country. It also notes that Iran is currently suffering from sanctions imposed by the US and that they have ties to terrorism. The article concludes by stating that Iran is trying to build nuclear weapons, which could destabilize an important part of the world.

Religion Page

- A. Your Religion Page should show the primary religions in your Pen Pal's country. You have been given questions written by me that I would like your Pen Pal to answer and then for you to present in your site **I would also like you to ask your Pen Pal questions thought of by you.** Note: You do not have to present all the information provided by your Pen Pal to all the questions asked. You will just present summaries on your website, based off of your Pen Pal's responses to your questions – they don't have to be detailed.
- B. You must include a **"Comparison" section** for at least one of the topics. A comparison section is when you notice and point out a similarity or difference between religions in the Pen Pal's country and religions here in the United States.
- C. Go online to "Google Images" and find pictures to match the descriptions of religions your Pen Pal made and then save it to iPhoto until you are ready to insert the photos into your website.

The screenshot shows a website titled "RELIGION" with a navigation menu: WELCOME, MONTAHR, SITES, CULTURE, ECONOMY, GOVT, RELIGION, NATIONAL ISSUES, and HARRINGTON. The main content area features a large image of a mosque and a smaller image of a cross. The article title is "Shi'a - Branch of Islam". The text discusses the religious structure of Iran, mentioning that the majority of Iranians are Shiites, a branch of Islam. It notes that most Iranians are Muslims, with 90% belonging to the Shi'a branch of Islam, the official state religion, and about 8% belonging to the Sunni branch of Islam. The remaining 2% are non-Muslim religious minorities, including Bahais, Mandaeans, Yarsanis, Zoroastrians, Jews, and Christians. The article mentions that these minority religions are officially recognized and protected, and have reserved seats in the Majlis (Iranian Parliament). It also notes that Iran is home to the largest Jewish community in the Muslim World. The article concludes by stating that Iran is a Shi'ite country.


National Issues Page

- A. Your Religion Page should show the primary religions in your Pen Pal's country. You have been given questions written by me that I would like your Pen Pal to answer and then for you to present in your site. **I would also like you to ask your Pen Pal questions thought of by you.** Note: You do not have to present all the information provided by your Pen Pal to all the questions asked. You will just present summaries on your website, based off of your Pen Pal's responses to your questions – they don't have to be detailed.
- B. You must include a **"Comparison" section** for at least one of the topics. A comparison section is when you notice and point out a similarity or difference between the national issues of the Pen Pal's country and our national issues, here in the United States.
- C. Go online to "Google Images" and find pictures to match the national issues described by your Pen Pal and then save it to iPhoto until you are ready to insert the photos into your website.



The Author – All About You!

- A. You will insert a brief 1 minute video about yourself on the website. It will actually be a segment of a much larger video called 'My Life' that you will be creating in class over the coming weeks. You will create it in iMovie. It may not be any longer than 1 minute. It will contain the following 3 topics: 1. Family/Home, 2. Hobbies, & 3. Friends.
- B. You will write a one paragraph summary about, 'You.'
- C. You will collect photos to match the descriptions made about you in the paragraph and insert them onto your web page.
- D. Create a personal fact section containing the following facts: Name, Age, Birthday, Hometown, Occupation, TV Shows, Movies, Activities and songs.



Additional Content

Twitter

You will be taught how to retrieve information from Twitter. Find an entry or story you find interesting and comment about it on one of your corresponding website pages. Please visit the 'Government Page' of the model website to see an example.

Blog

You will be taught how to add and retrieve information from an in class Blog; the Blog will focus just on your country and all entries will be from you and your classmates. Find an entry or story you find interesting and comment about it on one of your corresponding website pages. Please visit the 'National Issues' page of the model website to see an example.